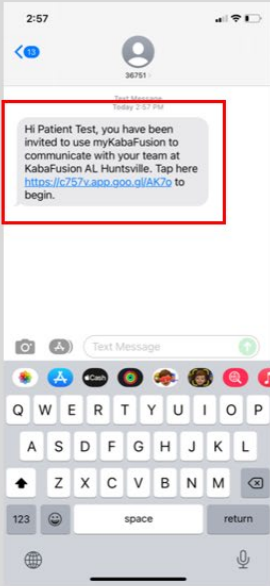


# myKabaFusion App Registration & Download Instructions



Enroll at: [kabafusion.com/my-kabafusion-app](https://kabafusion.com/my-kabafusion-app) or scan the QR code:

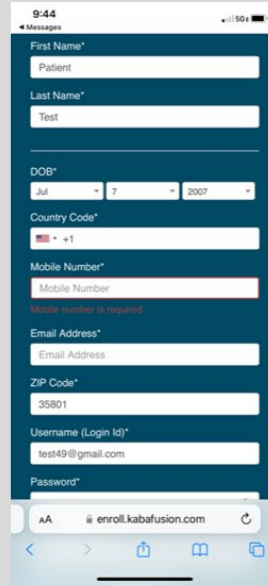
Downloading the App will provide you access to view your electronic forms and documents. You will also be able to message your KabaFusion team member directly using the Message Center feature. Once invited, follow the steps below to register.



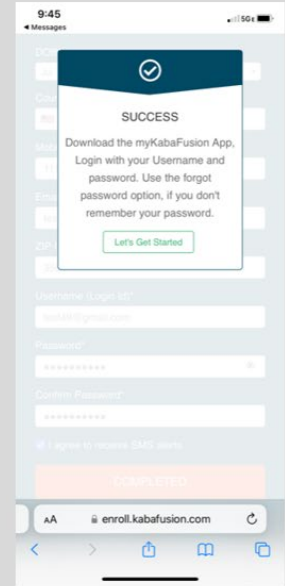
**Step 1:** Click on blue invitation link



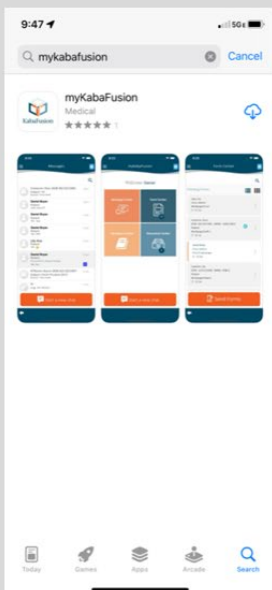
**Step 2:** Link will direct you to registration page



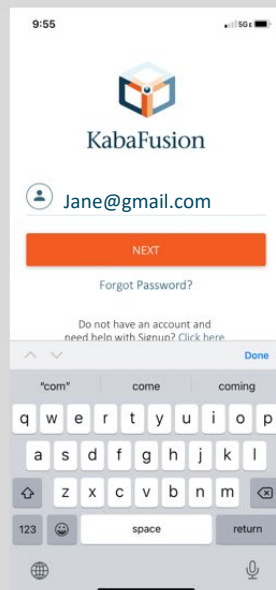
**Step 3:** Enter your email & mobile number and submit



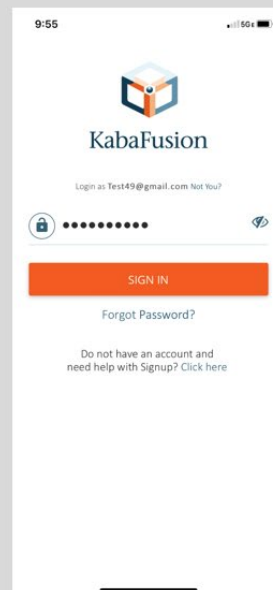
**Step 4:** Successful register, next download app



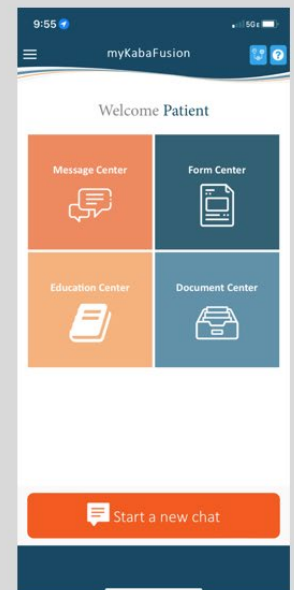
**Step 5:** Download the free "myKabaFusion" app from app store



**Step 6:** Enter your email address as username



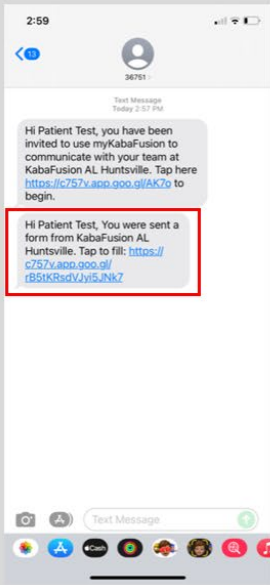
**Step 7:** Enter password and sign in



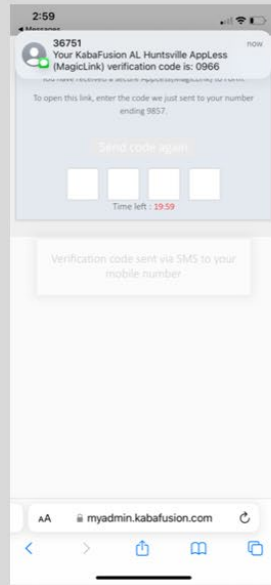
**Step 8:** You are ready to use the app

# myKabaFusion App Instructions for Downloading Documents via Appless Magic Link

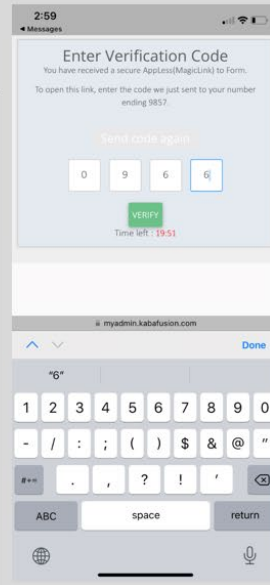
If you do not wish to download the App, you can still access electronic forms via secure Appless-MagicLink, simply follow the instructions below:



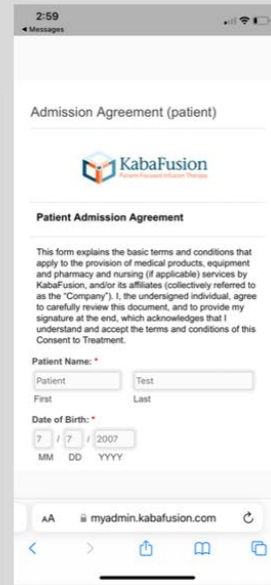
**Step 1:** Click on the link to access form



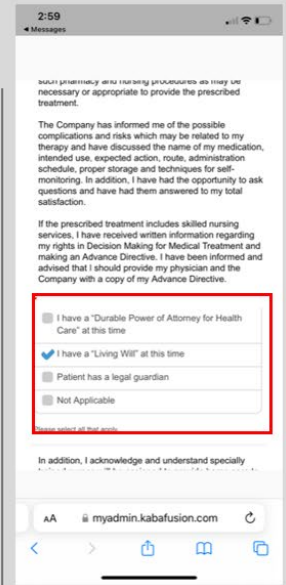
**Step 2:** Page will open and verification code will be sent



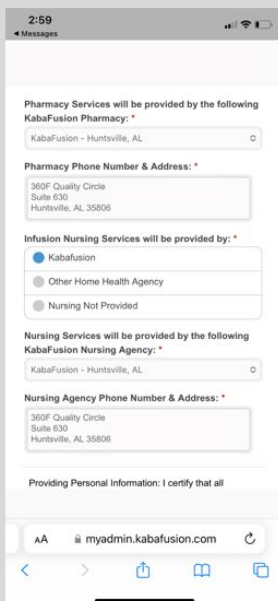
**Step 3:** Enter verification code



**Step 4:** Form will open up for review



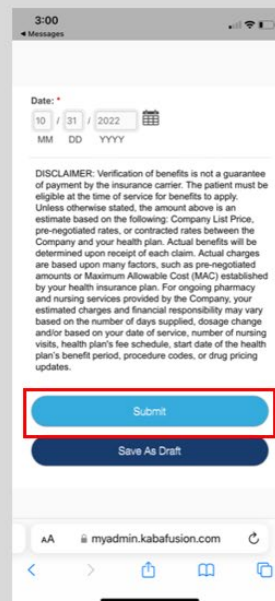
**Step 5:** Enter any required information



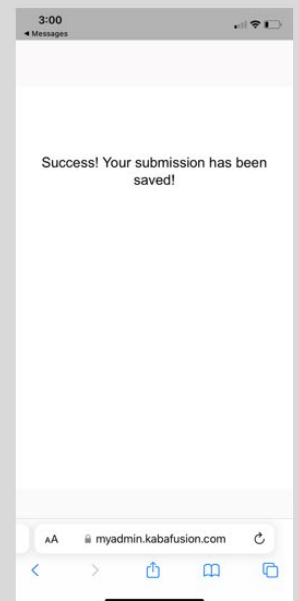
**Step 6:** Review information on form



**Step 7:** Sign and complete form



**Step 8:** Select submit



**Step 9:** Success page completes the process